



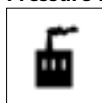
**VESCOIL FIG. 9213 | UNI-FLEX
NON RESTRAINT COUPLING
EPDM / NBR - PN6 / PN25 - 21 / 2090 MM**

UNI-FLEX S Ø 19 - 172 MM | PN25/16

Steel materials Components	W5 (standard)	W4 (on request)	W2 (on request)
Casing	1.4404 (316L), 1.4571 (316Ti), 1.4462 (318LN), 1.4162 (Lean Duplex)	1.4301 (304)	1.4016 (301)
Bolts	A4-80, A4-70		12.9, 10.9
Bars	1.4404 (316L), 1.4571 (316Ti), 1.4462 (318LN), 1.4162 (Lean Duplex)		1.0760 (1141)
Strip Insert (Optional)	1.4404 (316L), 1.4571 (316Ti), 1.4462 (318LN), 1.4162 (Lean Duplex)		

Sealing Sleeve Application	EPDM	NBR	Viton (on request)	Silicone (on request)
Temperature range	-30°C up to +125°C	-20°C up to +80°C	-20°C up to +180°C	
Medium	all qualities of water, waste water, air, solids and chemical products	water, gas, oil, fuel and other hydrocarbons	ozone, oxygen, acids, gas, oil and fuel (only with strip insert)	

Pressure indication:



= Working pressure for industrial and land-based applications with 1.5x safety factor in bars



= Working pressure for marine applications with 4x safety factor in bars

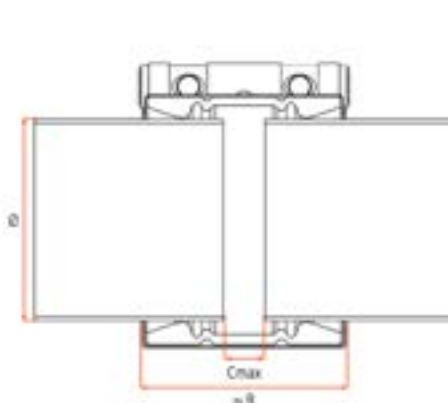
Use insert stiffeners for installation on PE, PVC, PP or PB pipes! (page 116 & 117)



Important remarks:

- + Follow fitting/disassembly instructions
- + The pressure values are valid for radial rigid carbon steel pipes with a minimal wall thickness under static loads
- + For metric to imperial conversion table see page 28
- + Strip inserts are required for special applications
- + Free from paint wetting disruptive substances

Technical details are subject to change. Typing errors may occur.





Article Nr.	OD Ø min.	OD Ø max.	OD Ø Nominal	Pressure		Coupling dimensions not fitted				Torque rate (Nm)	Weight ≈ kg/pcs.	Packing quantity	
				PN	PN	≈ B	Cmax	≈ d	≈ H				M
1-S-F-W5-*-19-21	19	21	20	25	16	45	10	42	69	M6	3	0.20	10
1-S-F-W5-*-21-24	21	24	21.3/21.6	25	16	45	10	46	76	M6	3	0.20	10
1-S-F-W5-*-25-29	25	29	26.9/28	25	16	45	10	46	76	M6	3	0.20	10
1-S-F-W5-*-29-32	29	32	30	25	16	45	10	54	84	M6	3	0.20	10
1-S-F-W5-*-33-36	33	36	33.7/35	25	16	45	10	54	84	M6	3	0.20	10
1-S-F-W5-*-36-39	36	39	38	25	16	60	15	66	104	M8	5	0.40	10
1-S-F-W5-*-39-43	39	43	42.4	25	16	60	15	66	104	M8	5	0.40	10
1-S-F-W5-*-43-47,5	43	47.5	44.5	25	16	60	15	74	112	M8	5	0.40	10
1-S-F-W5-*-47,5-52,5	47.5	52.5	48.3	25	16	60	15	74	112	M8	5	0.40	10
1-S-F-W5-*-52,5-58	52.5	58	54/57	25	16	75	25	85	125	M8	5	0.60	10
1-S-F-W5-*-58-64	58	64	60.3/63	25	16	75	25	85	125	M8	5	0.60	10
1-S-F-W5-*-64-72	64	72	66.6/68/69/70	25	16	95	30	108	164	M10	10	1.00	10
1-S-F-W5-*-72-80	72	80	73/76.1/79.5	25	16	95	30	108	164	M10	10	1.00	10
1-S-F-W5-*-80-88	80	88	84	25	16	95	30	124	170	M10	10	1.00	10
1-S-F-W5-*-88-96	88	96	88.9	25	16	95	30	124	170	M10	10	1.00	10
1-S-F-W5-*-97-105	97	105	98/100.6/101.6/104	25	16	95	30	141	187	M10	10	1.10	10
1-S-F-W5-*-104-112	104	112	104.8/108/110	25	16	95	30	141	187	M10	10	1.10	10
1-S-F-W5-*-112-120	112	120	114.3/118	25	16	95	30	158	202	M10	12.5	1.20	10
1-S-F-W5-*-122-130	122	130	125/127/129	25	16	95	30	158	202	M10	12.5	1.20	10
1-S-F-W5-*-129-137	129	137	130.2/131/133	25	16	110	40	178	230	M12	20	2.10	5
1-S-F-W5-*-137-145	137	145	139.7/141.3/141.6	25	16	110	40	186	238	M12	25	2.20	5
1-S-F-W5-*-149-157	149	157	154/155	25	16	110	40	197	249	M12	30	2.30	5
1-S-F-W5-*-157-165	157	165	159	25	16	110	40	205	255	M12	30	2.30	5
1-S-F-W5-*-164-172	164	172	165/168.3	25	16	110	40	212	262	M12	30	2.40	5

*Article Nr.: E for EPDM and N for NBR.

UNI-FLEX S Ø 185 - 745 MM | PN25/16

Steel materials Components	W5 (standard)	W4 (on request)	W2 (on request)
Casing	1.4404 (316L), 1.4571 (316Ti), 1.4462 (318LN), 1.4162 (Lean Duplex)	1.4301 (304)	1.4016 (301)
Bolts	A4-80, A4-70		12.9, 10.9
Bars	1.4404 (316L), 1.4571 (316Ti), 1.4462 (318LN), 1.4162 (Lean Duplex)		1.0760 (1141)
Strip Insert (Optional)	1.4404 (316L), 1.4571 (316Ti), 1.4462 (318LN), 1.4162 (Lean Duplex)		

Sealing Sleeve Application	EPDM	NBR	Viton (on request)	Silicone (on request)
Temperature range	-30°C up to +125°C	-20°C up to +80°C	-20°C up to +180°C	
Medium	all qualities of water, waste water, air, solids and chemical products	water, gas, oil, fuel and other hydrocarbons	ozone, oxygen, acids, gas, oil and fuel (only with strip insert)	

Pressure indication:



= Working pressure for industrial and land-based applications with 1.5x safety factor in bars



= Working pressure for marine applications with 4x safety factor in bars

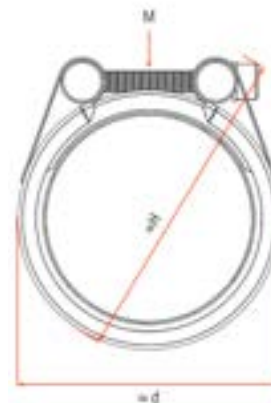
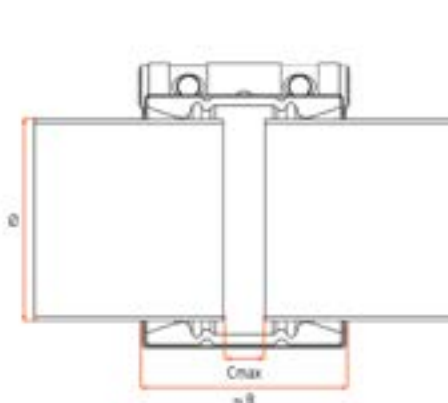
Use insert stiffeners for installation on PE, PVC, PP or PB pipes! (page 116 & 117)



Important remarks:

- + Follow fitting/disassembly instructions
- + The pressure values are valid for radial rigid carbon steel pipes with a minimal wall thickness under static loads
- + For metric to imperial conversion table see page 28
- + Strip inserts are required for special applications
- + Free from paint wetting disruptive substances

Technical details are subject to change. Typing errors may occur.





Article Nr.	OD Ø min.	OD Ø max.	OD Ø Nominal	Pressure		Coupling dimensions not fitted				Torque rate (Nm)	Weight ≈ kg/pcs.	Packing quantity	
				PN	PN	≈ B	Cmax	≈ d	≈ H				M
2-S-F-B-W5*-185-198	185	198	185/187/190/191/193,7/195/196/197	25	16	140	40	236	262	M12	30	5.04	1
2-S-F-B-W5*-198-211	198	211	200/202/203/204/205/206/208/210	25	16	140	40	249	275	M12	30	5.19	1
2-S-F-B-W5*-210-223	210	223	211/212/215/216/217/219,1/220/222	25	16	140	40	261	287	M12	30	5.34	1
2-S-F-B-W5*-221-234	221	234	224/225/226/228/229/230/232/234	25	16	140	40	272	298	M12	30	5.47	1
2-S-F-B-W5*-234-247	234	247	236/238/240/241/242/244/244,5/246	25	16	140	40	285	311	M12	30	5.63	1
2-S-F-B-W5*-247-260	247	260	248/249/250/252/254/255/256/257/259	25	16	140	40	298	324	M12	30	5.79	1
2-S-F-B-W5*-263-276	263	276	264/268/267/271/272/273,1/274/275	25	16	140	40	314	340	M12	30	5.98	1
2-S-F-C-W5*-277-290	277	290	278/280/284/286/287/288/289	25	16	142	40	328	354	M16	30	7.58	1
2-S-F-C-W5*-288-301	288	301	290/292/295/296/298/300	25	16	142	40	339	365	M16	30	7.76	1
2-S-F-C-W5*-301-314	301	314	304/305/306/308/310/311/313	25	16	142	40	352	378	M16	30	7.97	1
2-S-F-C-W5*-315-328	315	328	315/316/318/320/321/323,9/326/327	25	16	142	40	366	392	M16	30	8.19	1
2-S-F-C-W5*-327-340	327	340	330/333,8/334/336/337/339	25	16	142	40	378	404	M16	50	8.39	1
2-S-F-C-W5*-340-353	340	353	340/342/343/345/346/348/350/352	25	16	142	40	391	417	M16	50	8.60	1
2-S-F-C-W5*-350-363	350	363	352/353/354/355/355,6/356/358/360/362	25	16	142	40	401	427	M16	50	8.76	1
2-S-F-G-W5*-361-374	361	374	367/368/372	25	16	146	40	412	438	M16	50	12.61	1
2-S-F-G-W5*-374-387	374	387	376/378/380/382/384/385/386	25	16	146	40	425	451	M16	50	12.94	1
2-S-F-G-W5*-387-400	387	400	388/392/394/395/396/398/399	25	16	146	40	438	464	M16	50	13.26	1
2-S-F-G-W5*-400-413	400	413	400/403/404/405/406/406,4/408/410/412	25	16	146	40	451	477	M16	50	13.59	1
2-S-F-G-W5*-412-425	412	425	419/420/421	25	16	146	40	463	489	M16	50	13.89	1
2-S-F-G-W5*-422-435	422	435	426/427/428/429/430/432/433/434	25	16	146	40	473	499	M16	50	14.14	1
2-S-F-G-W5*-438-451	438	451	439/440/441/442/444/448/450	25	16	146	40	489	515	M16	50	14.54	1
2-S-F-G-W5*-451-464	451	464	452/453/454/456/457,2/459/460/463	25	16	146	40	502	528	M16	50	14.87	1
2-S-F-G-W5*-460-473	460	473	464/468/470	25	16	146	40	511	537	M16	50	15.09	1
2-S-F-G-W5*-476-489	476	489	478/480/486/488	25	16	146	40	527	553	M16	50	15.49	1
2-S-F-G-W5*-488-501	488	501	490/492/494/496/498/500	25	16	146	40	539	565	M16	50	15.80	1
2-S-F-G-W5*-503-516	503	516	504/506/507/508/510/512/514/515	25	16	146	40	554	580	M16	50	16.17	1
2-S-F-G-W5*-520-533	520	533	520/521/524/526/530/532	25	16	146	40	575	603	M16	60	16.60	1
2-S-F-G-W5*-531-544	531	544	537/538/540/542/543	25	16	146	40	586	614	M16	60	16.87	1
2-S-F-G-W5*-546-559	546	559	546/548/549/550/558	25	16	146	40	601	629	M16	60	17.25	1
2-S-F-G-W5*-557-570	557	570	559/560/564/568	25	16	146	40	612	640	M16	60	17.53	1
2-S-F-G-W5*-571-584	571	584	571/572/574/576/582/583	25	16	146	40	626	654	M16	60	17.88	1
2-S-F-G-W5*-600-613	600	613	600/605/606/609,6/610/612	25	16	146	40	655	683	M16	60	18.60	1
2-S-F-G-W5*-610-623	610	623	613,7/620/622	25	16	146	40	665	693	M16	70	18.85	1
2-S-F-G-W5*-628-641	628	641	630/632/633/634/635/640	25	16	146	40	683	711	M16	70	19.31	1
2-S-F-G-W5*-648-661	648	661	650/651/654/655/658/659/660	25	16	146	40	703	731	M16	70	19.81	1
2-S-F-G-W5*-676-689	676	689	676/677/678/680/686/688	25	16	146	40	731	759	M16	70	20.51	1
2-S-F-G-W5*-688-701	688	701	690/691/698/700	25	16	146	40	743	771	M16	70	20.81	1
2-S-F-G-W5*-700-713	700	713	702,6/705/710/711,2	25	16	146	40	755	783	M16	70	21.11	1
2-S-F-G-W5*-717-730	717	730	718/720/726/729	25	16	146	40	772	800	M16	70	21.54	1
2-S-F-G-W5*-732-745	732	745	734/735/738/743/744	25	16	146	40	787	815	M16	70	21.91	1

*Article Nr.: E for EPDM, N for NBR and V for Viton.

UNI-FLEX S Ø 756 - 930 MM | PN25/16

Steel materials Components	W5 (standard)	W4 (on request)	W2 (on request)
Casing	1.4404 (316L), 1.4571 (316Ti), 1.4462 (318LN), 1.4162 (Lean Duplex)	1.4301 (304)	1.4016 (301)
Bolts	A4-80, A4-70		12.9, 10.9
Bars	1.4404 (316L), 1.4571 (316Ti), 1.4462 (318LN), 1.4162 (Lean Duplex)		1.0760 (1141)
Strip Insert (Optional)	1.4404 (316L), 1.4571 (316Ti), 1.4462 (318LN), 1.4162 (Lean Duplex)		

Sealing Sleeve Application	EPDM	NBR	Viton (on request)	Silicone (on request)
Temperature range	-30°C up to +125°C	-20°C up to +80°C	-20°C up to +180°C	
Medium	all qualities of water, waste water, air, solids and chemical products	water, gas, oil, fuel and other hydrocarbons	ozone, oxygen, acids, gas, oil and fuel (only with strip insert)	

Pressure indication:



= Working pressure for industrial and land-based applications with 1.5x safety factor in bars



= Working pressure for marine applications with 4x safety factor in bars

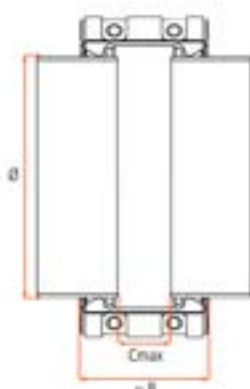
Use insert stiffeners for installation on PE, PVC, PP or PB pipes! (page 116 & 117)



Important remarks:

- + Follow fitting/disassembly instructions
- + The pressure values are valid for radial rigid carbon steel pipes with a minimal wall thickness under static loads
- + For metric to imperial conversion table see page 28
- + Strip inserts are required for special applications
- + Free from paint wetting disruptive substances
- + Article Nr. S2 = 2 pieces

Technical details are subject to change. Typing errors may occur.





Article Nr.	OD Ø min.	OD Ø max.	OD Ø Nominal	Pressure		Coupling dimensions not fitted				Torque rate (Nm)	Weight ≈ kg/pcs.	Packing quantity	
				PN	PN	≈ B	Cmax	≈ d	≈ H				M
2-S2-F-G-W5-*-756-782	756	782	760/761/762/768/769/770/773/780	25	16	146	40	824	852	M16	70	26.08	1
2-S2-F-G-W5-*-782-808	782	808	784/786/790/798/800/801/806	25	16	146	40	850	878	M16	70	26.73	1
2-S2-F-G-W5-*-806-832	806	832	807,2/808/812,8/820/822/824/826/830	25	16	146	40	874	902	M16	70	27.33	1
2-S2-F-G-W5-*-828-854	828	854	832/840/842/848/852	25	16	146	40	896	924	M16	80	27.88	1
2-S2-F-G-W5-*-856-882	856	882	859,5/864/868/869/879/880	25	16	146	40	924	952	M16	80	28.58	1
2-S2-F-G-W5-*-882-908	882	908	886/891/896/900/903/905,8	25	16	146	40	950	978	M16	80	29.23	1
2-S2-F-G-W5-*-904-930	904	930	912,4/914,4/915/920/924/927/928	25	16	146	40	972	1000	M16	80	29.79	1


*Article Nr.: E for EPDM, N for NBR and V for Viton.

UNI-FLEX S Ø 185 - 745 MM | PN16/10

Steel materials Components	W5 (standard)	W4 (on request)	W2 (on request)
Casing	1.4404 (316L), 1.4571 (316Ti), 1.4462 (318LN), 1.4162 (Lean Duplex)	1.4301 (304)	1.4016 (301)
Bolts	A4-80, A4-70		12.9, 10.9
Bars	1.4404 (316L), 1.4571 (316Ti), 1.4462 (318LN), 1.4162 (Lean Duplex)		1.0760 (1141)
Strip Insert (Optional)	1.4404 (316L), 1.4571 (316Ti), 1.4462 (318LN), 1.4162 (Lean Duplex)		

Sealing Sleeve Application	EPDM	NBR	Viton (on request)	Silicone (on request)
Temperature range	-30°C up to +125°C	-20°C up to +80°C	-20°C up to +180°C	
Medium	all qualities of water, waste water, air, solids and chemical products	water, gas, oil, fuel and other hydrocarbons	ozone, oxygen, acids, gas, oil and fuel (only with strip insert)	

Pressure indication:



= Working pressure for industrial and land-based applications with 1.5x safety factor in bars



= Working pressure for marine applications with 4x safety factor in bars

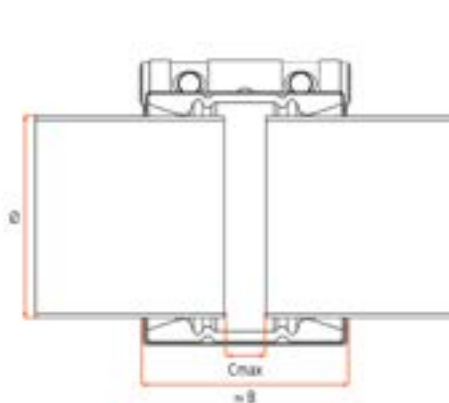
Use insert stiffeners for installation on PE, PVC, PP or PB pipes! (page 116 & 117)



Important remarks:

- + Follow fitting/disassembly instructions
- + The pressure values are valid for radial rigid carbon steel pipes with a minimal wall thickness under static loads
- + For metric to imperial conversion table see page 28
- + Strip inserts are required for special applications
- + Free from paint wetting disruptive substances

Technical details are subject to change. Typing errors may occur.





Article Nr.	OD Ø min.	OD Ø max.	OD Ø Nominal	Pressure		Coupling dimensions not fitted				Torque rate (Nm)	Weight ≈ kg/pcs.	Packing quantity	
				PN	PN	≈ B	Cmax	≈ d	≈ H				M
2-S-F-A-W5*-185-198	185	198	185/187/190/191/193,7/195/196/197	16	10	138	40	236	262	M12	30	3.95	1
2-S-F-A-W5*-198-211	198	211	200/202/203/204/205/206/208/210	16	10	138	40	249	275	M12	30	4.05	1
2-S-F-A-W5*-210-223	210	223	211/212/215/216/217/219,1/220/222	16	10	138	40	261	287	M12	30	4.14	1
2-S-F-A-W5*-221-234	221	234	224/225/226/228/229/230/232/234	16	10	138	40	272	298	M12	30	4.23	1
2-S-F-A-W5*-234-247	234	247	236/238/240/241/242/244/244,5/246	16	10	138	40	285	311	M12	30	4.33	1
2-S-F-A-W5*-247-260	247	260	248/249/250/252/254/255/256/257/259	16	10	138	40	298	324	M12	30	4.44	1
2-S-F-A-W5*-263-276	263	276	264/268/267/271/272/273,1/274/275	16	10	138	40	314	340	M12	30	4.56	1
2-S-F-B-W5*-277-290	277	290	278/280/284/286/287/288/289	16	10	140	40	328	354	M12	30	6.15	1
2-S-F-B-W5*-288-301	288	301	290/292/295/296/298/300	16	10	140	40	339	365	M12	30	6.28	1
2-S-F-B-W5*-301-314	301	314	304/305/306/308/310/311/313	16	10	140	40	352	378	M12	30	6.44	1
2-S-F-B-W5*-315-328	315	328	315/316/318/320/321/323,9/326/327	16	10	140	40	366	392	M12	30	6.61	1
2-S-F-B-W5*-327-340	327	340	330/333,8/334/336/337/339	16	10	140	40	378	404	M12	40	6.75	1
2-S-F-B-W5*-340-353	340	353	340/342/343/345/346/348/350/352	16	10	140	40	391	417	M12	40	6.91	1
2-S-F-B-W5*-350-363	350	363	352/353/354/355/355,6/356/358/360/362	16	10	140	40	401	427	M12	40	7.03	1
2-S-F-C-W5*-361-374	361	374	367/368/372	16	10	142	40	412	438	M12	40	8.93	1
2-S-F-C-W5*-374-387	374	387	376/378/380/382/384/385/386	16	10	142	40	425	451	M12	40	9.14	1
2-S-F-C-W5*-387-400	387	400	388/392/394/395/396/398/399	16	10	142	40	438	464	M12	40	9.35	1
2-S-F-C-W5*-400-413	400	413	400/403/404/405/406/406,4/408/410/412	16	10	142	40	451	477	M12	40	9.56	1
2-S-F-C-W5*-412-425	412	425	419/420/421	16	10	142	40	463	489	M12	40	9.75	1
2-S-F-C-W5*-422-435	422	435	426/427/428/429/430/432/433/434	16	10	142	40	473	499	M12	40	9.91	1
2-S-F-C-W5*-438-451	438	451	439/440/441/442/444/448/450	16	10	142	40	489	515	M12	40	10.17	1
2-S-F-C-W5*-451-464	451	464	452/453/454/456/457,2/459/460/463	16	10	142	40	502	528	M12	40	10.38	1
2-S-F-C-W5*-460-473	460	473	464/468/470	16	10	142	40	511	537	M12	40	10.53	1
2-S-F-C-W5*-476-489	476	489	478/480/486/488	16	10	142	40	527	553	M12	40	10.78	1
2-S-F-C-W5*-488-501	488	501	490/492/494/496/498/500	16	10	142	40	539	565	M12	40	10.98	1
2-S-F-C-W5*-503-516	503	516	504/506/507/508/510/512/514/515	16	10	142	40	554	580	M12	40	11.22	1
2-S-F-C-W5*-520-533	520	533	520/521/524/526/530/532	16	10	142	40	575	603	M16	50	11.49	1
2-S-F-C-W5*-531-544	531	544	537/538/540/542/543	16	10	142	40	586	614	M16	50	11.67	1
2-S-F-C-W5*-546-559	546	559	546/548/549/550/558	16	10	142	40	601	629	M16	50	11.91	1
2-S-F-C-W5*-557-570	557	570	559/560/564/568	16	10	142	40	612	640	M16	50	12.09	1
2-S-F-C-W5*-571-584	571	584	571/572/574/576/582/583	16	10	142	40	626	654	M16	50	12.31	1
2-S-F-C-W5*-600-613	600	613	600/605/606/609,6/610/612	16	10	142	40	655	683	M16	50	12.78	1
2-S-F-C-W5*-610-623	610	623	613,7/620/622	16	10	142	40	665	693	M16	60	12.94	1
2-S-F-C-W5*-628-641	628	641	630/632/633/634/635/640	16	10	142	40	683	711	M16	60	13.23	1
2-S-F-C-W5*-648-661	648	661	650/651/654/655/658/659/660	16	10	142	40	703	731	M16	60	13.55	1
2-S-F-C-W5*-676-689	676	689	676/677/678/680/686/688	16	10	142	40	731	759	M16	60	14.00	1
2-S-F-C-W5*-688-701	688	701	690/691/698/700	16	10	142	40	743	771	M16	60	14.19	1
2-S-F-C-W5*-700-713	700	713	702,6/705/710/711,2	16	10	142	40	755	783	M16	60	14.39	1
2-S-F-C-W5*-717-730	717	730	718/720/726/729	16	10	142	40	772	800	M16	60	14.66	1
2-S-F-C-W5*-732-745	732	745	734/735/738/743/744	16	10	142	40	787	815	M16	60	14.90	1

*Article Nr.: E for EPDM, N for NBR and V for Viton.

UNI-FLEX S Ø 756 - 1452 MM | PN16/10

Steel materials Components	W5 (standard)	W4 (on request)	W2 (on request)
Casing	1.4404 (316L), 1.4571 (316Ti), 1.4462 (318LN), 1.4162 (Lean Duplex)	1.4301 (304)	1.4016 (301)
Bolts	A4-80, A4-70		12.9, 10.9
Bars	1.4404 (316L), 1.4571 (316Ti), 1.4462 (318LN), 1.4162 (Lean Duplex)		1.0760 (1141)
Strip Insert (Optional)	1.4404 (316L), 1.4571 (316Ti), 1.4462 (318LN), 1.4162 (Lean Duplex)		

Sealing Sleeve Application	EPDM	NBR	Viton (on request)	Silicone (on request)
Temperature range	-30°C up to +125°C	-20°C up to +80°C	-20°C up to +180°C	
Medium	all qualities of water, waste water, air, solids and chemical products	water, gas, oil, fuel and other hydrocarbons	ozone, oxygen, acids, gas, oil and fuel (only with strip insert)	

Pressure indication:



= Working pressure for industrial and land-based applications with 1.5x safety factor in bars



= Working pressure for marine applications with 4x safety factor in bars

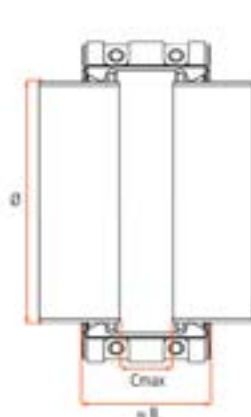
Use insert stiffeners for installation on PE, PVC, PP or PB pipes! (page 116 & 117)



Important remarks:

- + Follow fitting/disassembly instructions
- + The pressure values are valid for radial rigid carbon steel pipes with a minimal wall thickness under static loads
- + For metric to imperial conversion table see page 28
- + Strip inserts are required for special applications
- + Free from paint wetting disruptive substances
- + Article Nr. S2 = 2 pieces, S3 = 3 pieces

Technical details are subject to change. Typing errors may occur.





Article Nr.	OD Ø min.	OD Ø max.	OD Ø Nominal	Pressure		Coupling dimensions not fitted				Torque rate (Nm)	Weight ≈ kg/pcs.	Packing quantity	
				PN	PN	≈ B	Cmax	≈ d	≈ H				M
2-S2-F-C-W5-*-756-782	756	782	760/761/762/768/769/770/773/780	16	10	142	40	824	852	M16	60	18.41	1
2-S2-F-C-W5-*-782-808	782	808	784/786/790/798/800/801/806	16	10	142	40	850	878	M16	60	18.83	1
2-S2-F-C-W5-*-806-832	806	832	807,2/808/812,8/820/822/824/826/830	16	10	142	40	874	902	M16	60	19.22	1
2-S2-F-C-W5-*-828-854	828	854	832/840/842/848/852	16	10	142	40	896	924	M16	60	19.57	1
2-S2-F-C-W5-*-856-882	856	882	859,5/864/868/869/879/880	16	10	142	40	924	952	M16	60	20.02	1
2-S2-F-C-W5-*-882-908	882	908	886/891/896/900/903/905,8	16	10	142	40	950	978	M16	60	20.44	1
2-S2-F-C-W5-*-904-930	904	930	912,4/914,4/915/920/924/927/928	16	10	142	40	972	1000	M16	60	20.79	1
2-S2-F-G-W5-*-936-962	936	962	940/945/950/951/952/956/960	16	10	146	40	1004	1032	M16	60	30.59	1
2-S2-F-G-W5-*-961-987	961	987	964,2/965/970/977/978/984,5	16	10	146	40	1029	1057	M16	60	31.21	1
2-S2-F-G-W5-*-984-1010	984	1010	989/990/992/996/1000/1008	16	10	146	40	1052	1080	M16	60	31.79	1
2-S2-F-G-W5-*-1004-1030	1004	1030	1015/1016/1020/1024/1027	16	10	146	40	1072	1100	M16	60	32.29	1
2-S2-F-G-W5-*-1044-1070	1044	1070	1044/1048/1054/1057/1068,3	16	10	146	40	1116	1146	M16	80	33.30	1
2-S2-F-G-W5-*-1076-1102	1076	1102	1080/1086/1090,2/1100	16	10	146	40	1148	1178	M16	80	34.10	1
2-S2-F-G-W5-*-1104-1130	1104	1130	1118/1120,6/1128	16	10	146	40	1176	1206	M16	80	34.80	1
2-S3-F-G-W5-*-1138-1177	1138	1177	1143/1144/1152/1167/1172,5/1174	16	10	146	40	1223	1253	M16	80	39.21	1
2-S3-F-G-W5-*-1192-1231	1192	1231	1200/1220/1228	16	10	146	40	1277	1307	M16	80	40.57	1
2-S3-F-G-W5-*-1241-1280	1241	1280	1255/1256/1261/1276,6	16	10	146	40	1326	1356	M16	80	41.80	1
2-S3-F-G-W5-*-1331-1370	1331	1370	1358	16	10	146	40	1416	1446	M16	80	44.05	1
2-S3-F-G-W5-*-1413-1452	1413	1452	1420/1422/1449	16	10	146	40	1498	1528	M16	80	46.11	1

*Article Nr.: E for EPDM, N for NBR and V for Viton.

UNI-FLEX S Ø 277 - 745 MM | PN10/6

Steel materials Components	W5 (standard)	W4 (on request)	W2 (on request)
Casing	1.4404 (316L), 1.4571 (316Ti), 1.4462 (318LN), 1.4162 (Lean Duplex)	1.4301 (304)	1.4016 (301)
Bolts	A4-80, A4-70		12.9, 10.9
Bars	1.4404 (316L), 1.4571 (316Ti), 1.4462 (318LN), 1.4162 (Lean Duplex)		1.0760 (1141)
Strip Insert (Optional)	1.4404 (316L), 1.4571 (316Ti), 1.4462 (318LN), 1.4162 (Lean Duplex)		

Sealing Sleeve Application	EPDM	NBR	Viton (on request)	Silicone (on request)
Temperature range	-30°C up to +125°C	-20°C up to +80°C	-20°C up to +180°C	
Medium	all qualities of water, waste water, air, solids and chemical products	water, gas, oil, fuel and other hydrocarbons	ozone, oxygen, acids, gas, oil and fuel (only with strip insert)	

Pressure indication:



= Working pressure for industrial and land-based applications with 1.5x safety factor in bars



= Working pressure for marine applications with 4x safety factor in bars

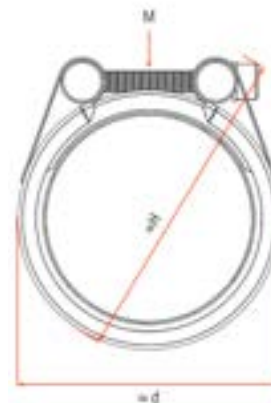
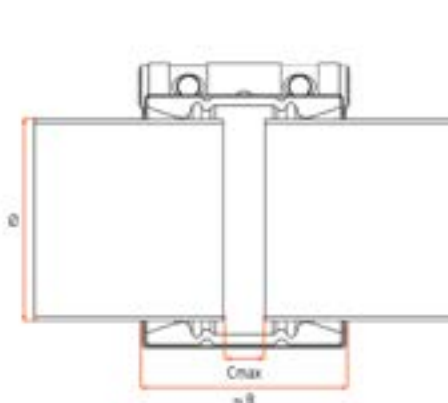
Use insert stiffeners for installation on PE, PVC, PP or PB pipes! (page 116 & 117)



Important remarks:

- + Follow fitting/disassembly instructions
- + The pressure values are valid for radial rigid carbon steel pipes with a minimal wall thickness under static loads
- + For metric to imperial conversion table see page 28
- + Strip inserts are required for special applications
- + Free from paint wetting disruptive substances

Technical details are subject to change. Typing errors may occur.





Article Nr.	OD Ø min.	OD Ø max.	OD Ø Nominal	Pressure		Coupling dimensions not fitted				Torque rate (Nm)	Weight ≈ kg/pcs.	Packing quantity	
				PN	PN	≈ B	Cmax	≈ d	≈ H				M
2-S-F-A-W5*-277-290	277	290	278/280/284/286/287/288/289	10	6	138	40	328	354	M12	30	4.67	1
2-S-F-A-W5*-288-301	288	301	290/292/295/296/298/300	10	6	138	40	339	365	M12	30	4.76	1
2-S-F-A-W5*-301-314	301	314	304/305/306/308/310/311/313	10	6	138	40	352	378	M12	30	4.86	1
2-S-F-A-W5*-315-328	315	328	315/316/318/320/321/323,9/326/327	10	6	138	40	366	392	M12	30	4.97	1
2-S-F-A-W5*-327-340	327	340	330/333,8/334/336/337/339	10	6	138	40	378	404	M12	40	5.07	1
2-S-F-A-W5*-340-353	340	353	340/342/343/345/346/348/350/352	10	6	138	40	391	417	M12	40	5.17	1
2-S-F-A-W5*-350-363	350	363	352/353/354/355/355,6/356/358/360/362	10	6	138	40	401	427	M12	40	5.25	1
2-S-F-A-W5*-361-374	361	374	367/368/372	10	6	138	40	412	438	M12	40	5.34	1
2-S-F-A-W5*-374-387	374	387	376/378/380/382/384/385/386	10	6	138	40	425	451	M12	40	5.44	1
2-S-F-A-W5*-387-400	387	400	388/392/394/395/396/398/399	10	6	138	40	438	464	M12	40	5.54	1
2-S-F-A-W5*-400-413	400	413	400/403/404/405/406/406,4/408/410/412	10	6	138	40	451	477	M12	40	5.64	1
2-S-F-A-W5*-412-425	412	425	419/420/421	10	6	138	40	463	489	M12	40	5.74	1
2-S-F-A-W5*-422-435	422	435	426/427/428/429/430/432/433/434	10	6	138	40	473	499	M12	40	5.82	1
2-S-F-A-W5*-438-451	438	451	439/440/441/442/444/448/450	10	6	138	40	489	515	M12	40	5.94	1
2-S-F-A-W5*-451-464	451	464	452/453/454/456/457,2/459/460/463	10	6	138	40	502	528	M12	40	6.05	1
2-S-F-A-W5*-460-473	460	473	464/468/470	10	6	138	40	511	537	M12	40	6.12	1
2-S-F-A-W5*-476-489	476	489	478/480/486/488	10	6	138	40	527	553	M12	40	6.24	1
2-S-F-A-W5*-488-501	488	501	490/492/494/496/498/500	10	6	138	40	539	565	M12	40	6.34	1
2-S-F-A-W5*-503-516	503	516	504/506/507/508/510/512/514/515	10	6	138	40	554	580	M12	40	6.46	1
2-S-F-B-W5*-520-533	520	533	520/521/524/526/530/532	10	6	140	40	575	603	M12	50	9.08	1
2-S-F-B-W5*-531-544	531	544	537/538/540/542/543	10	6	140	40	586	614	M12	50	9.22	1
2-S-F-B-W5*-546-559	546	559	546/548/549/550/558	10	6	140	40	601	629	M12	50	9.4	1
2-S-F-B-W5*-557-570	557	570	559/560/564/568	10	6	140	40	612	640	M12	50	9.53	1
2-S-F-B-W5*-571-584	571	584	571/572/574/576/582/583	10	6	140	40	626	654	M12	50	9.7	1
2-S-F-B-W5*-600-613	600	613	600/605/606/609,6/610/612	10	6	140	40	655	683	M12	50	10.05	1
2-S-F-B-W5*-610-623	610	623	613,7/620/622	10	6	140	40	665	693	M12	60	10.17	1
2-S-F-B-W5*-628-641	628	641	630/632/633/634/635/640	10	6	140	40	683	711	M12	60	10.39	1
2-S-F-B-W5*-648-661	648	661	650/651/654/655/658/659/660	10	6	140	40	703	731	M12	60	10.63	1
2-S-F-B-W5*-676-689	676	689	676/677/678/680/686/688	10	6	140	40	731	759	M12	60	10.97	1
2-S-F-B-W5*-688-701	688	701	690/691/698/700	10	6	140	40	743	771	M12	60	11.11	1
2-S-F-B-W5*-700-713	700	713	702,6/705/710/711,2	10	6	140	40	755	783	M12	60	11.26	1
2-S-F-B-W5*-717-730	717	730	718/720/726/729	10	6	140	40	772	800	M12	60	11.46	1
2-S-F-B-W5*-732-745	732	745	734/735/738/743/744	10	6	140	40	787	815	M12	60	11.65	1

*Article Nr.: E for EPDM, N for NBR and V for Viton.

UNI-FLEX S Ø 756 - 1471 MM | PN10/6

Steel materials Components	W5 (standard)	W4 (on request)	W2 (on request)
Casing	1.4404 (316L), 1.4571 (316Ti), 1.4462 (318LN), 1.4162 (Lean Duplex)	1.4301 (304)	1.4016 (301)
Bolts	A4-80, A4-70		12.9, 10.9
Bars	1.4404 (316L), 1.4571 (316Ti), 1.4462 (318LN), 1.4162 (Lean Duplex)		1.0760 (1141)
Strip Insert (Optional)	1.4404 (316L), 1.4571 (316Ti), 1.4462 (318LN), 1.4162 (Lean Duplex)		

Sealing Sleeve Application	EPDM	NBR	Viton (on request)	Silicone (on request)
Temperature range	-30°C up to +125°C	-20°C up to +80°C	-20°C up to +180°C	
Medium	all qualities of water, waste water, air, solids and chemical products	water, gas, oil, fuel and other hydrocarbons	ozone, oxygen, acids, gas, oil and fuel (only with strip insert)	

Pressure indication:



= Working pressure for industrial and land-based applications with 1.5x safety factor in bars



= Working pressure for marine applications with 4x safety factor in bars

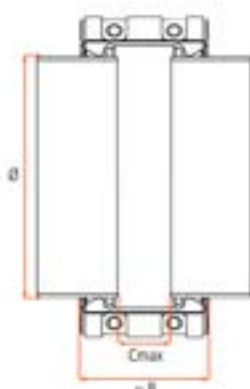
Use insert stiffeners for installation on PE, PVC, PP or PB pipes! (page 116 & 117)



Important remarks:

- + Follow fitting/disassembly instructions
- + The pressure values are valid for radial rigid carbon steel pipes with a minimal wall thickness under static loads
- + For metric to imperial conversion table see page 28
- + Strip inserts are required for special applications
- + Free from paint wetting disruptive substances
- + Article Nr. S2 = 2 pieces, S3 = 3 pieces

Technical details are subject to change. Typing errors may occur.





Article Nr.	OD Ø min.	OD Ø max.	OD Ø Nominal	Pressure		Coupling dimensions not fitted				Torque rate (Nm)	Weight ≈ kg/pcs.	Packing quantity	
				PN	PN	≈ B	Cmax	≈ d	≈ H				M
2-S2-F-B-W5-*-756-782	756	782	760/761/762/768/769/770/773/780	10	6	140	40	824	852	M12	60	14.74	1
2-S2-F-B-W5-*-782-808	782	808	784/786/790/798/800/801/806	10	6	140	40	850	878	M12	60	15.05	1
2-S2-F-B-W5-*-806-832	806	832	807,2/808/812,8/820/822/824/826/830	10	6	140	40	874	902	M12	60	15.34	1
2-S2-F-B-W5-*-828-854	828	854	832/840/842/848/852	10	6	140	40	896	924	M12	60	15.61	1
2-S2-F-B-W5-*-856-882	856	882	859,5/864/868/869/879/880	10	6	140	40	924	952	M12	60	15.94	1
2-S2-F-B-W5-*-882-908	882	908	886/891/896/900/903/905,8	10	6	140	40	950	978	M12	60	16.26	1
2-S2-F-B-W5-*-904-930	904	930	912,4/914,4/915/920/924/927/928	10	6	140	40	972	1000	M12	60	16.52	1
2-S2-F-C-W5-*-936-962	936	962	940/945/950/951/952/956/960	10	6	142	40	1004	1032	M16	60	21.31	1
2-S2-F-C-W5-*-961-987	961	987	964,2/965/970/977/978/984,5	10	6	142	40	1029	1057	M16	60	21.71	1
2-S2-F-C-W5-*-984-1010	984	1010	989/990/992/996/1000/1008	10	6	142	40	1052	1080	M16	60	22.08	1
2-S2-F-C-W5-*-1004-1030	1004	1030	1015/1016/1020/1024/1027	10	6	142	40	1072	1100	M16	60	22.4	1
2-S2-F-C-W5-*-1044-1070	1044	1070	1044/1048/1054/1057/1068,3	10	6	142	40	1116	1146	M16	80	23.04	1
2-S2-F-C-W5-*-1076-1102	1076	1102	1080/1086/1090,2/1100	10	6	142	40	1148	1178	M16	80	23.56	1
2-S2-F-C-W5-*-1104-1130	1104	1130	1118/1120,6/1128	10	6	142	40	1176	1206	M16	80	24.01	1
2-S3-F-C-W5-*-1138-1177	1138	1177	1143/1144/1152/1167/1172,5/1174	10	6	142	40	1223	1253	M16	80	27.68	1
2-S3-F-C-W5-*-1192-1231	1192	1231	1200/1220/1228	10	6	142	40	1277	1307	M16	80	28.55	1
2-S3-F-C-W5-*-1241-1280	1241	1280	1255/1256/1261/1276,6	10	6	142	40	1326	1356	M16	80	29.34	1
2-S3-F-C-W5-*-1331-1370	1331	1370	1358	10	6	142	40	1416	1446	M16	80	30.79	1
2-S3-F-C-W5-*-1413-1452	1413	1452	1420/1422/1449	10	6	142	40	1498	1528	M16	80	32.11	1
2-S3-F-C-W5-*-1432-1471	1432	1471	1462/1468	10	6	142	40	1517	1547	M16	80	32.41	1

*Article Nr.: E for EPDM, N for NBR and V for Viton.

UNI-FLEX S Ø 520 - 745 MM | PN6/2.5

Steel materials Components	W5 (standard)	W4 (on request)	W2 (on request)
Casing	1.4404 (316L), 1.4571 (316Ti), 1.4462 (318LN), 1.4162 (Lean Duplex)	1.4301 (304)	1.4016 (301)
Bolts	A4-80, A4-70		12.9, 10.9
Bars	1.4404 (316L), 1.4571 (316Ti), 1.4462 (318LN), 1.4162 (Lean Duplex)		1.0760 (1141)
Strip Insert (Optional)	1.4404 (316L), 1.4571 (316Ti), 1.4462 (318LN), 1.4162 (Lean Duplex)		

Sealing Sleeve Application	EPDM	NBR	Viton (on request)	Silicone (on request)
Temperature range	-30°C up to +125°C	-20°C up to +80°C	-20°C up to +180°C	
Medium	all qualities of water, waste water, air, solids and chemical products	water, gas, oil, fuel and other hydrocarbons	ozone, oxygen, acids, gas, oil and fuel (only with strip insert)	

Pressure indication:



= Working pressure for industrial and land-based applications with 1.5x safety factor in bars



= Working pressure for marine applications with 4x safety factor in bars

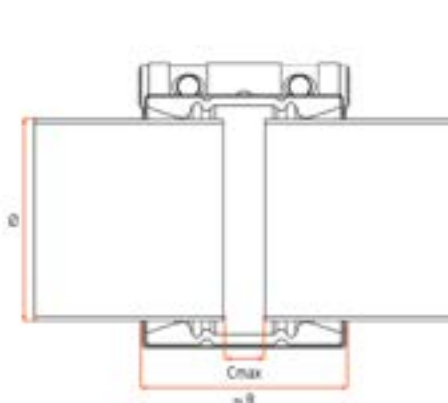
Use insert stiffeners for installation on PE, PVC, PP or PB pipes! (page 116 & 117)



Important remarks:

- + Follow fitting/disassembly instructions
- + The pressure values are valid for radial rigid carbon steel pipes with a minimal wall thickness under static loads
- + For metric to imperial conversion table see page 28
- + Strip inserts are required for special applications
- + Free from paint wetting disruptive substances

Technical details are subject to change. Typing errors may occur.





Article Nr.	OD Ø min.	OD Ø max.	OD Ø Nominal	Pressure		Coupling dimensions not fitted				Torque rate (Nm)	Weight ≈ kg/pcs.	Packing quantity	
				PN	PN	≈ B	Cmax	≈ d	≈ H				M
2-S-F-A-W5-*-520-533	520	533	520/521/524/526/530/532	6	2.5	138	40	575	603	M12	60	6.59	1
2-S-F-A-W5-*-531-544	531	544	537/538/540/542/543	6	2.5	138	40	586	614	M12	60	6.68	1
2-S-F-A-W5-*-546-559	546	559	546/548/549/550/558	6	2.5	138	40	601	629	M12	60	6.80	1
2-S-F-A-W5-*-557-570	557	570	559/560/564/568	6	2.5	138	40	612	640	M12	60	6.88	1
2-S-F-A-W5-*-571-584	571	584	571/572/574/576/582/583	6	2.5	138	40	626	654	M12	60	6.99	1
2-S-F-A-W5-*-600-613	600	613	600/605/606/609,6/610/612	6	2.5	138	40	655	683	M12	60	7.22	1
2-S-F-A-W5-*-610-623	610	623	613,7/620/622	6	2.5	138	40	665	693	M12	70	7.30	1
2-S-F-A-W5-*-628-641	628	641	630/632/633/634/635/640	6	2.5	138	40	683	711	M12	70	7.44	1
2-S-F-A-W5-*-648-661	648	661	650/651/654/655/658/659/660	6	2.5	138	40	703	731	M12	70	7.60	1
2-S-F-A-W5-*-676-689	676	689	676/677/678/680/686/688	6	2.5	138	40	731	759	M12	70	7.82	1
2-S-F-A-W5-*-688-701	688	701	690/691/698/700	6	2.5	138	40	743	771	M12	70	7.92	1
2-S-F-A-W5-*-700-713	700	713	702,6/705/710/711,2	6	2.5	138	40	755	783	M12	70	8.01	1
2-S-F-A-W5-*-717-730	717	730	718/720/726/729	6	2.5	138	40	772	800	M12	70	8.15	1
2-S-F-A-W5-*-732-745	732	745	734/735/738/743/744	6	2.5	138	40	787	815	M12	70	8.26	1

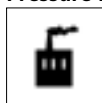
*Article Nr.: E for EPDM, N for NBR and V for Viton.

UNI-FLEX S Ø 756 - 2090 MM | PN6/2.5

Steel materials Components	W5 (standard)	W4 (on request)	W2 (on request)
Casing	1.4404 (316L), 1.4571 (316Ti), 1.4462 (318LN), 1.4162 (Lean Duplex)	1.4301 (304)	1.4016 (301)
Bolts	A4-80, A4-70		12.9, 10.9
Bars	1.4404 (316L), 1.4571 (316Ti), 1.4462 (318LN), 1.4162 (Lean Duplex)		1.0760 (1141)
Strip Insert (Optional)	1.4404 (316L), 1.4571 (316Ti), 1.4462 (318LN), 1.4162 (Lean Duplex)		

Sealing Sleeve Application	EPDM	NBR	Viton (on request)	Silicone (on request)
Temperature range	-30°C up to +125°C	-20°C up to +80°C	-20°C up to +180°C	
Medium	all qualities of water, waste water, air, solids and chemical products	water, gas, oil, fuel and other hydrocarbons	ozone, oxygen, acids, gas, oil and fuel (only with strip insert)	

Pressure indication:



= Working pressure for industrial and land-based applications with 1.5x safety factor in bars



= Working pressure for marine applications with 4x safety factor in bars

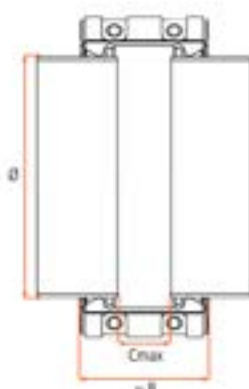
Use insert stiffeners for installation on PE, PVC, PP or PB pipes! (page 116 & 117)



Important remarks:

- + Follow fitting/disassembly instructions
- + The pressure values are valid for radial rigid carbon steel pipes with a minimal wall thickness under static loads
- + For metric to imperial conversion table see page 28
- + Strip inserts are required for special applications
- + Free from paint wetting disruptive substances
- + Article Nr. S2 = 2 pieces, S3 = 3 pieces, S4 = 4 pieces

Technical details are subject to change. Typing errors may occur.





Article Nr.	OD Ø min.	OD Ø max.	OD Ø Nominal	Pressure		Coupling dimensions not fitted				Torque rate (Nm)	Weight ≈ kg/pcs.	Packing quantity	
				PN	PN	≈ B	Cmax	≈ d	≈ H				M
2-S2-F-A-W5*-756-782	756	782	760/761/762/768/769/770/773/780	6	2.5	138	40	824	852	M12	70	10.94	1
2-S2-F-A-W5*-782-808	782	808	784/786/790/798/800/801/806	6	2.5	138	40	850	878	M12	70	11.15	1
2-S2-F-A-W5*-806-832	806	832	807,2/808/812,8/820/822/824/826/830	6	2.5	138	40	874	902	M12	70	11.33	1
2-S2-F-A-W5*-828-854	828	854	832/840/842/848/852	6	2.5	138	40	896	924	M12	70	11.51	1
2-S2-F-A-W5*-856-882	856	882	859,5/864/868/869/879/880	6	2.5	138	40	924	952	M12	70	11.73	1
2-S2-F-A-W5*-882-908	882	908	886/891/896/900/903/905,8	6	2.5	138	40	950	978	M12	70	11.93	1
2-S2-F-A-W5*-904-930	904	930	912,4/914,4/915/920/924/927/928	6	2.5	138	40	972	1000	M12	70	12.11	1
2-S2-F-B-W5*-936-962	936	962	940/945/950/951/952/956/960	6	2.5	140	40	1004	1032	M12	80	16.91	1
2-S2-F-B-W5*-961-987	961	987	964,2/965/970/977/978/984,5	6	2.5	140	40	1029	1057	M12	80	17.21	1
2-S2-F-B-W5*-984-1010	984	1010	989/990/992/996/1000/1008	6	2.5	140	40	1052	1080	M12	80	17.49	1
2-S2-F-B-W5*-1004-1030	1004	1030	1015/1016/1020/1024/1027	6	2.5	140	40	1072	1100	M12	80	17.73	1
2-S2-F-B-W5*-1044-1070	1044	1070	1044/1048/1054/1057/1068,3	6	2.5	140	40	1116	1146	M12	80	18.22	1
2-S2-F-B-W5*-1076-1102	1076	1102	1080/1086/1090,2/1100	6	2.5	140	40	1148	1178	M12	80	18.60	1
2-S2-F-B-W5*-1104-1130	1104	1130	1118/1120,6/1128	6	2.5	140	40	1176	1206	M12	80	18.94	1
2-S3-F-B-W5*-1138-1177	1138	1177	1143/1144/1152/1167/1172,5/1174	6	2.5	140	40	1223	1253	M12	80	22.15	1
2-S3-F-B-W5*-1192-1231	1192	1231	1200/1220/1228	6	2.5	140	40	1277	1307	M12	80	22.80	1
2-S3-F-B-W5*-1241-1280	1241	1280	1255/1256/1261/1276,6	6	2.5	140	40	1326	1356	M12	80	23.40	1
2-S3-F-B-W5*-1331-1370	1331	1370	1358	6	2.5	140	40	1416	1446	M12	80	24.48	1
2-S3-F-B-W5*-1413-1452	1413	1452	1420/1422/1449	6	2.5	140	40	1498	1528	M12	80	25.47	1
2-S3-F-B-W5*-1432-1471	1432	1471	1462/1468	6	2.5	142	40	1517	1547	M12	80	25.70	1
2-S3-F-C-W5*-1529-1568	1529	1568	1560/1565	6	2.5	142	40	1614	1644	M12	80	33.97	1
2-S4-F-C-W5*-1620-1672	1620	1672	1620/1626/1640/1668	6	2.5	142	40	1718	1748	M12	80	38.56	1
2-S4-F-C-W5*-1827-1879	1827	1879	1820/1829/1844/1875	6	2.5	142	40	1925	1955	M12	80	41.89	1
2-S4-F-C-W5*-2000-2052	2000	2052	2020/2032/2048	6	2.5	142	40	2098	2128	M12	80	44.67	1
2-S4-F-C-W5*-2038-2090	2038	2090	2082	6	2.5	142	40	2136	2166	M12	80	45.28	1

*Article Nr.: E for EPDM, N for NBR and V for Viton.