



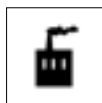
**VESCOIL FIG. 9215 | UNI-COMBIGRIP
AXIAL RESTRAINT COUPLING
EPDM / NBR - PN6 / PN16 - 39MM / 640MM**

UNI-COMBIGRIP S Ø 39 - 172 MM | PN16/10

Steel materials Components	W5 (standard)	W4 (on request)	W2 (on request)
Casing	1.4404 (316L), 1.4571 (316Ti), 1.4462 (318LN), 1.4162 (Lean Duplex)	1.4301 (304)	1.4016 (301)
Bolts	A4-80, A4-70		12.9, 10.9
Bars	1.4404 (316L), 1.4571 (316Ti), 1.4462 (318LN), 1.4162 (Lean Duplex)		1.0760 (1141)
Gripring	1.4310 (301)		
Plastgripring	1.4404 (316L), 1.4571 (316Ti), 1.4462 (318LN), 1.4162 (Lean Duplex)		
Strip Insert (Optional)	1.4404 (316L), 1.4571 (316Ti), 1.4462 (318LN), 1.4162 (Lean Duplex)		

Sealing Sleeve Application	EPDM	NBR	Viton (on request)	Silicone (on request)
Temperature range	-30°C up to +125°C	-20°C up to +80°C	-20°C up to +180°C	
Medium	all qualities of water, waste water, air, solids and chemical products	water, gas, oil, fuel and other hydrocarbons	ozone, oxygen, acids, gas, oil and fuel (only with strip insert)	

Pressure indication:



= Working pressure for industrial and land-based applications with 1.5x safety factor in bars



= Working pressure for marine applications with 4x safety factor in bars

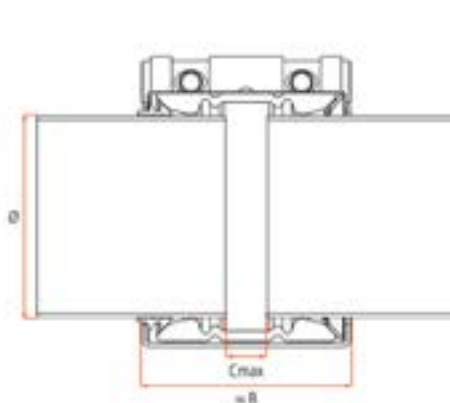
Use insert stiffeners for installation on PE, PVC, PP or PB pipes! (page 116 & 117)



Important remarks:

- + Follow fitting/disassembly instructions
- + The pressure values are valid for radial rigid carbon steel pipes with a minimal wall thickness under static loads
- + For metric to imperial conversion table see page 28
- + Strip inserts are required for special applications
- + Free from paint wetting disruptive substances

Technical details are subject to change. Typing errors may occur.





Article Nr.	OD Ø min.	OD Ø max.	OD Ø Nominal	Pressure		Coupling dimensions not fitted				Torque rate (Nm)	Weight ≈ kg/pcs.	Packing quantity	
				PN	PN	≈ B	Cmax	≈ d	≈ H				M
1-S-CG-W5-*-39-43	39	43	42.4/40	16	10	60	15	66	104	M8	25	0.40	10
1-S-CG-W5-*-47-52,5	47.5	52.5	48.3/50	16	10	60	15	74	112	M8	25	0.50	10
1-S-CG-W5-*-58-64	58	64	60.3/63	16	10	75	25	85	125	M8	25	0.60	10
1-S-CG-W5-*-72-80	72	80	73/75/76.1/79.5	16	10	95	30	108	164	M10	40	1.40	10
1-S-CG-W5-*-88-96	88	96	88.9/90	16	10	95	30	124	170	M10	40	1.50	10
1-S-CG-W5-*-104-112	104	112	104.8/108/110	16	10	95	30	141	187	M10	40	1.70	10
1-S-CG-W5-*-108-115	108	115	110/114.3	16	10	95	30	141	187	M10	40	1.70	10
1-S-CG-W5-*-122-130	122	130	125/127/129	16	10	95	30	158	202	M10	40	1.80	10
1-S-CG-W5-*-137-145	137	145	139.7/140/141.3/141.6	16	10	110	40	186	238	M12	65	3.50	5
1-S-CG-W5-*-157-165	157	165	159/160	16	10	110	40	205	255	M12	65	3.70	5
1-S-CG-W5-*-164-172	164	172	165/168.3	16	10	110	40	212	262	M12	65	3.80	5

*Article Nr.: E for EPDM and N for NBR.

UNI-COMBIGRIP S Ø 172 - 363 MM | PN16/10

Steel materials Components	W5 (standard)	W4 (on request)	W2 (on request)
Casing	1.4404 (316L), 1.4571 (316Ti), 1.4462 (318LN), 1.4162 (Lean Duplex)	1.4301 (304)	1.4016 (301)
Bolts	A4-80, A4-70		12.9, 10.9
Bars	1.4404 (316L), 1.4571 (316Ti), 1.4462 (318LN), 1.4162 (Lean Duplex)		1.0760 (1141)
Gripring	1.4310 (301)		
Plastgripring	1.4404 (316L), 1.4571 (316Ti), 1.4462 (318LN), 1.4162 (Lean Duplex)		
Strip Insert (Optional)	1.4404 (316L), 1.4571 (316Ti), 1.4462 (318LN), 1.4162 (Lean Duplex)		

Sealing Sleeve Application	EPDM	NBR	Viton (on request)	Silicone (on request)
Temperature range	-30°C up to +125°C	-20°C up to +80°C	-20°C up to +180°C	
Medium	all qualities of water, waste water, air, solids and chemical products	water, gas, oil, fuel and other hydrocarbons	ozone, oxygen, acids, gas, oil and fuel (only with strip insert)	

Pressure indication:



= Working pressure for industrial and land-based applications with 1.5x safety factor in bars



= Working pressure for marine applications with 4x safety factor in bars

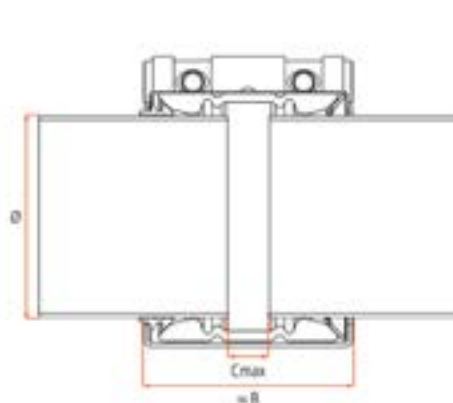
Use insert stiffeners for installation on PE, PVC, PP or PB pipes! (page 116 & 117)



Important remarks:

- + Follow fitting/disassembly instructions
- + The pressure values are valid for radial rigid carbon steel pipes with a minimal wall thickness under static loads
- + For metric to imperial conversion table see page 28
- + Strip inserts are required for special applications
- + Free from paint wetting disruptive substances

Technical details are subject to change. Typing errors may occur.





Article Nr.	OD Ø min.	OD Ø max.	OD Ø Nominal	Pressure		Coupling dimensions not fitted				Torque rate (Nm)	Weight ≈ kg/pcs.	Packing quantity	
				PN	PN	≈ B	Cmax	≈ d	≈ H				M
2-S-CG-C-W5*-172-185	172	185	180	16	10	142	40	223	249	M16	160	6.23	1
2-S-CG-C-W5*-195-208	195	208	200/202/203/204/205/206/208	16	10	142	40	246	272	M16	160	6.80	1
2-S-CG-C-W5*-215-228	215	228	219.1/220/222/224/225/226/228	16	10	142	40	266	292	M16	160	7.30	1
2-S-CG-C-W5*-247-260	247	260	250/252/254/255/256/257/259	16	10	142	40	298	324	M16	160	8.10	1
2-S-CG-C-W5*-269-282	269	282	272/273.1/274/275/278/280	16	10	142	40	320	346	M16	160	8.65	1
2-S-CG-G-W5*-312-325	312	325	315/316/318/320/321/323.9	16	10	146	40	363	389	M16	160	11.11	1
2-S-CG-G-W5*-350-363	350	363	353/354/355/355.6/356/358/360/362	16	10	146	40	401	427	M16	160	12.20	1

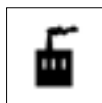
*Article Nr.: E for EPDM, N for NBR and V for Viton.

UNI-COMBIGRIP SE Ø 72 - 172 MM | PN10/6

Steel materials Components	W5 (standard)	W4 (on request)	W2 (on request)
Casing	1.4404 (316L), 1.4571 (316Ti), 1.4462 (318LN), 1.4162 (Lean Duplex)	1.4301 (304)	1.4016 (301)
Bolts	A4-80, A4-70		12.9, 10.9
Bars	1.4404 (316L), 1.4571 (316Ti), 1.4462 (318LN), 1.4162 (Lean Duplex)		1.0760 (1141)
Gripring	1.4310 (301)		
Plastgripring	1.4404 (316L), 1.4571 (316Ti), 1.4462 (318LN), 1.4162 (Lean Duplex)		
Strip Insert (Optional)	1.4404 (316L), 1.4571 (316Ti), 1.4462 (318LN), 1.4162 (Lean Duplex)		

Sealing Sleeve Application	EPDM	NBR	Viton (on request)	Silicone (on request)
Temperature range	-30°C up to +125°C	-20°C up to +80°C	-20°C up to +180°C	
Medium	all qualities of water, waste water, air, solids and chemical products	water, gas, oil, fuel and other hydrocarbons	ozone, oxygen, acids, gas, oil and fuel (only with strip insert)	

Pressure indication:



= Working pressure for industrial and land-based applications with 1.5x safety factor in bars



= Working pressure for marine applications with 4x safety factor in bars

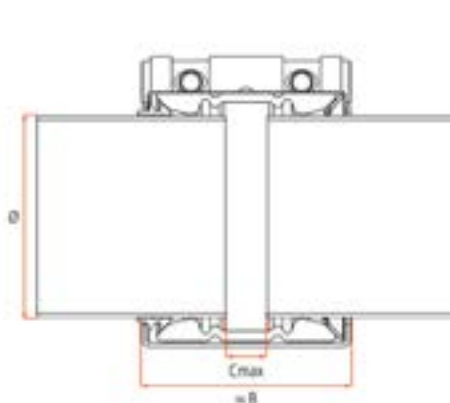
Use insert stiffeners for installation on PE, PVC, PP or PB pipes! (page 116 & 117)



Important remarks:

- + Follow fitting/disassembly instructions
- + The pressure values are valid for radial rigid carbon steel pipes with a minimal wall thickness under static loads
- + For metric to imperial conversion table see page 28
- + Strip inserts are required for special applications
- + Free from paint wetting disruptive substances

Technical details are subject to change. Typing errors may occur.





Article Nr.	OD Ø min.	OD Ø max.	OD Ø Nominal	Pressure		Coupling dimensions not fitted				Torque rate (Nm)	Weight ≈ kg/pcs.	Packing quantity	
				PN	PN	≈ B	Cmax	≈ d	≈ H				M
1-SE-CG-W5-*-72-80	72	80	73/75/76.1/79.5	10	6	95	30	108	164	M10	40	1.00	10
1-SE-CG-W5-*-88-96	88	96	88.9/90	10	6	95	30	124	170	M10	40	1.00	10
1-SE-CG-W5-*-104-112	104	112	104.8/108/110	10	6	95	30	141	187	M10	40	1.10	10
1-SE-CG-W5-*-108-115	108	115	108/110/114.3	10	6	95	30	141	187	M10	40	1.20	10
1-SE-CG-W5-*-122-130	122	130	125/127/129	10	6	95	30	158	202	M10	40	1.20	10
1-SE-CG-W5-*-137-145	137	145	139.7/140/141.3/141.6	10	6	110	40	186	238	M12	65	2.20	5
1-SE-CG-W5-*-157-165	157	165	159/160	10	6	110	40	205	255	M12	65	2.30	5
1-SE-CG-W5-*-164-172	164	172	165/168.3	10	6	110	40	212	262	M12	65	2.40	5

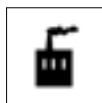
*Article Nr.: E for EPDM and N for NBR.

UNI-COMBIGRIP S Ø 172 - 515 MM | PN10/6

Steel materials Components	W5 (standard)	W4 (on request)	W2 (on request)
Casing	1.4404 (316L), 1.4571 (316Ti), 1.4462 (318LN), 1.4162 (Lean Duplex)	1.4301 (304)	1.4016 (301)
Bolts	A4-80, A4-70		12.9, 10.9
Bars	1.4404 (316L), 1.4571 (316Ti), 1.4462 (318LN), 1.4162 (Lean Duplex)		1.0760 (1141)
Gripring	1.4310 (301)		
Plastgripring	1.4404 (316L), 1.4571 (316Ti), 1.4462 (318LN), 1.4162 (Lean Duplex)		
Strip Insert (Optional)	1.4404 (316L), 1.4571 (316Ti), 1.4462 (318LN), 1.4162 (Lean Duplex)		

Sealing Sleeve Application	EPDM	NBR	Viton (on request)	Silicone (on request)
Temperature range	-30°C up to +125°C	-20°C up to +80°C	-20°C up to +180°C	
Medium	all qualities of water, waste water, air, solids and chemical products	water, gas, oil, fuel and other hydrocarbons	ozone, oxygen, acids, gas, oil and fuel (only with strip insert)	

Pressure indication:



= Working pressure for industrial and land-based applications with 1.5x safety factor in bars



= Working pressure for marine applications with 4x safety factor in bars

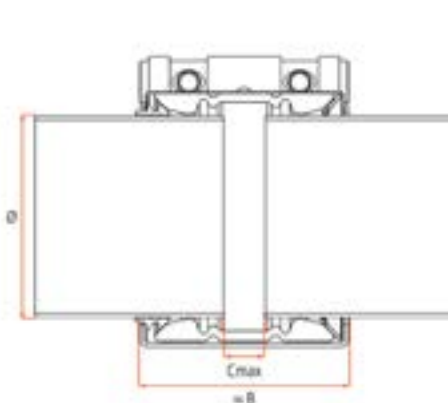
Use insert stiffeners for installation on PE, PVC, PP or PB pipes! (page 116 & 117)



Important remarks:

- + Follow fitting/disassembly instructions
- + The pressure values are valid for radial rigid carbon steel pipes with a minimal wall thickness under static loads
- + For metric to imperial conversion table see page 28
- + Strip inserts are required for special applications
- + Free from paint wetting disruptive substances

Technical details are subject to change. Typing errors may occur.





Article Nr.	OD Ø min.	OD Ø max.	OD Ø Nominal	Pressure		Coupling dimensions not fitted				Torque rate (Nm)	Weight ≈ kg/pcs.	Packing quantity	
				PN	PN	≈ B	Cmax	≈ d	≈ H				M
2-S-CG-B-W5*-172-185	172	185	180	10	6	140	40	223	249	M16	160	4.98	1
2-S-CG-B-W5*-195-208	195	208	200/202/203/204/205/206/208	10	6	140	40	246	272	M16	160	5.44	1
2-S-CG-B-W5*-215-228	215	228	219.1/220/222/224/225/226/228	10	6	140	40	266	292	M16	160	5.84	1
2-S-CG-B-W5*-247-260	247	260	250/252/254/255/256/257/259	10	6	140	40	298	324	M16	160	6.48	1
2-S-CG-B-W5*-269-282	269	282	272/273.1/274/275/278/280	10	6	140	40	320	346	M16	160	6.92	1
2-S-CG-C-W5*-312-325	312	325	315/316/318/320/321/323.9	10	6	142	40	363	389	M16	160	8.64	1
2-S-CG-C-W5*-350-363	350	363	353/354/355/355.6/356/358/360/362	10	6	142	40	401	427	M16	160	9.49	1
2-S-CG-C-W5*-395-408	395	408	398/399/400/403/404/405/406/406.4/408	10	6	146	40	446	472	M16	160	13.49	1
2-S2-CG-G-W5*-447-460	447	460	448/450/452/453/454/456/457.2/459/460	10	6	146	40	498	524	M16	160	17.47	1
2-S2-CG-G-W5*-502-515	502	515	504/506/507/508/510/512/514/515	10	6	146	40	553	579	M16	160	19.30	1

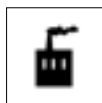
*Article Nr.: E for EPDM. N for NBR and V for Viton.

UNI-COMBIGRIP S Ø 312 - 640 MM | PN6/2.5

Steel materials Components	W5 (standard)	W4 (on request)	W2 (on request)
Casing	1.4404 (316L), 1.4571 (316Ti), 1.4462 (318LN), 1.4162 (Lean Duplex)	1.4301 (304)	1.4016 (301)
Bolts	A4-80, A4-70		12.9, 10.9
Bars	1.4404 (316L), 1.4571 (316Ti), 1.4462 (318LN), 1.4162 (Lean Duplex)		1.0760 (1141)
Gripring	1.4310 (301)		
Plastgripring	1.4404 (316L), 1.4571 (316Ti), 1.4462 (318LN), 1.4162 (Lean Duplex)		
Strip Insert (Optional)	1.4404 (316L), 1.4571 (316Ti), 1.4462 (318LN), 1.4162 (Lean Duplex)		

Sealing Sleeve Application	EPDM	NBR	Viton (on request)	Silicone (on request)
Temperature range	-30°C up to +125°C	-20°C up to +80°C	-20°C up to +180°C	
Medium	all qualities of water, waste water, air, solids and chemical products	water, gas, oil, fuel and other hydrocarbons	ozone, oxygen, acids, gas, oil and fuel (only with strip insert)	

Pressure indication:



= Working pressure for industrial and land-based applications with 1.5x safety factor in bars



= Working pressure for marine applications with 4x safety factor in bars

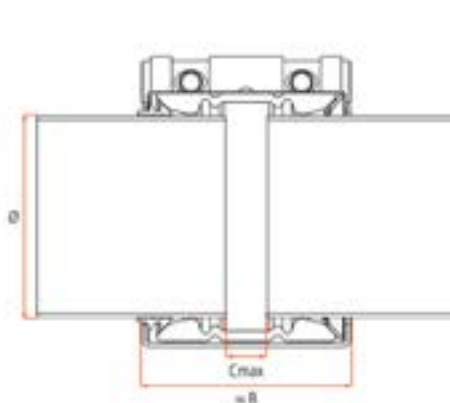
Use insert stiffeners for installation on PE, PVC, PP or PB pipes! (page 116 & 117)



Important remarks:

- + Follow fitting/disassembly instructions
- + The pressure values are valid for radial rigid carbon steel pipes with a minimal wall thickness under static loads
- + For metric to imperial conversion table see page 28
- + Strip inserts are required for special applications
- + Free from paint wetting disruptive substances

Technical details are subject to change. Typing errors may occur.





Article Nr.	OD Ø min.	OD Ø max.	OD Ø Nominal	Pressure		Coupling dimensions not fitted				Torque rate (Nm)	Weight ≈ kg/pcs.	Packing quantity	
				PN	PN	≈ B	Cmax	≈ d	≈ H				M
2-S-CG-B-W5-*-312-325	312	325	315/316/318/320/321/323.9	6	2.5	140	40	363	389	M16	160	7.78	1
2-S-CG-B-W5-*-350-363	350	363	353/354/355/355.6/356/358/360/362	6	2.5	140	40	401	427	M16	160	8.54	1
2-S-CG-C-W5-*-395-408	395	408	398/399/400/403/404/405/406/406.4/408	6	2.5	142	40	446	472	M16	160	10.49	1
2-S2-CG-C-W5-*-447-460	447	460	448/450/452/453/454/456/457.2/459/460	6	2.5	142	40	498	524	M16	160	13.10	1
2-S2-CG-C-W5-*-502-515	502	515	504/506/507/508/510/512/514/515	6	2.5	142	40	553	579	M16	160	14.48	1
2-S3-CG-G-W5-*-557-570	557	570	558/559/560/564/568	6	2.5	146	40	608	634	M16	160	21.13	1
2-S4-CG-G-W5-*-627-640	627	640	630/632/633/634/635/640	6	2.5	146	40	678	704	M16	160	23.47	1

*Article Nr.: E for EPDM. N for NBR and V for Viton.